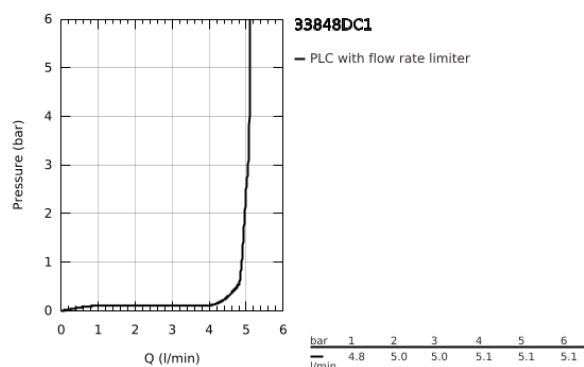
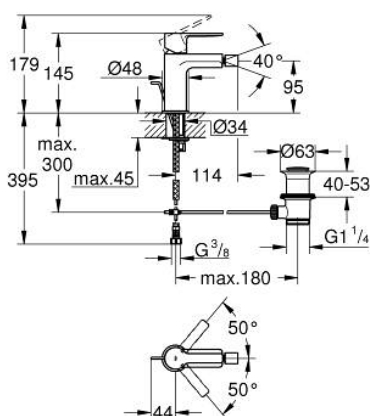


33 848 DC1 LINEARE SINGLE-LEVER BIDET MIXER 1/2" S-SIZE

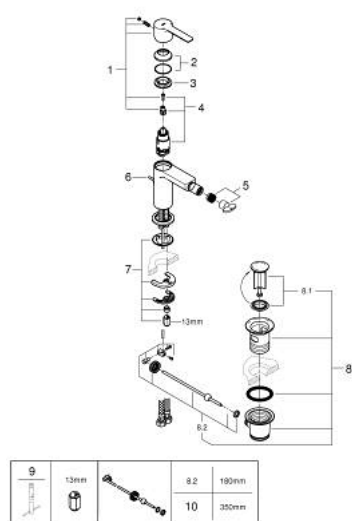


PRODUKTO APRAŠYMAS

- Spalva: supersteel
- single hole installation
- metal lever
- GROHE SilkMove 28 mm ceramic cartridge
- with temperature limiter
- GROHE Long-Life finish
- GROHE Water Saving - Less water, perfect flow
- maximum flow rate (at 3 bar): 5 l/min
- GROHE FastFixation Plus installation system
- ball-joint mousseur
- pop-up waste set 1 1/4"
- flexible connection hoses
- min. recommended pressure 1.0 bar



33 848 DC1 LINEARE SINGLE-LEVER BIDET MIXER 1/2" S-SIZE



ATSARGINĖS DALYS , rugsėjo 2016 – dabar

- 1: Lever (Produkto nr. 46980DC0)
- 2: Cap (Produkto nr. 46581DC0)
- 3: Fitting ring (Produkto nr. 07419000)
- 4: Cartridge (Produkto nr. 46580000)
- 5: Mousseur (Produkto nr. 13998000)
- 6: Pop-up rod (Produkto nr. 46739EN0)
- 7: Shank mounting kit (Produkto nr. 46645000)
- 8: Waste set 1 1/4" (Produkto nr. 28910DC0)
- 8.1: Plug (Produkto nr. 07182DC0)
- 8.2: Eccentric rod (Produkto nr. 07052000)
- 9: Mounting wrench (Produkto nr. 19017000)*
- 10: Eccentric rod (Produkto nr. 07341000)*

* pasirenkami priedai