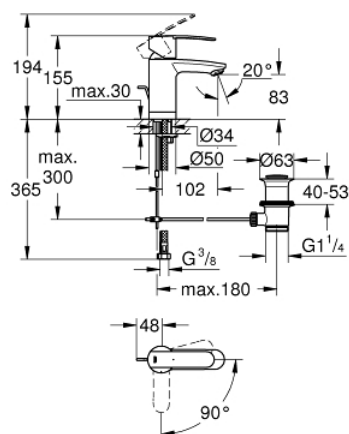
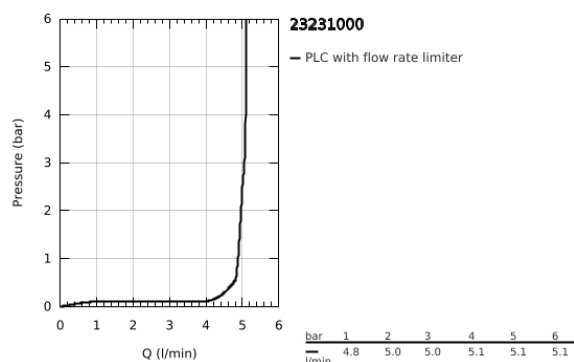


23 231 000 **WAVE COSMOPOLITAN SINGLE-LEVER BASIN MIXER 1/2"** **S-SIZE**

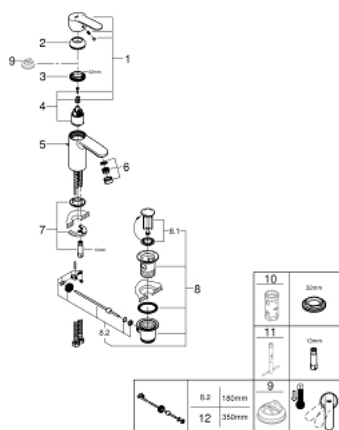


PRODUKTO APRAŠYMAS

- Spalva: chrome
- single hole installation
- metal lever
- GROHE SilkMove Energy Saving 35 mm ceramic cartridge with energy saving function via cold start
- adjustable flow rate limiter
- adjustable minimum flow rate approx. 2.5 l/min
- GROHE Long-Life finish
- mousseur
- pop-up waste set 1 1/4"
- flexible connection hoses
- GROHE FastFixation installation system with centering support
- optional temperature limiter ref. no. 46 375 000
- GROHE QuickTool included



23 231 000 **WAVE COSMOPOLITAN SINGLE-LEVER BASIN MIXER 1/2"** **S-SIZE**



ATSARGINĖS DALYS , gegužės 2014 – dabar

- 1: Lever (Produkto nr. 46829000)
- 2: Cap (Produkto nr. 46492000)
- 3: Screw coupling (Produkto nr. 46460000)
- 4: Cartridge (Produkto nr. 46863000)
- 5: Pop-up rod (Produkto nr. 46739000)
- 6: Mousseur (Produkto nr. 48159000)
- 7: Shank mounting kit (Produkto nr. 46671000)
- 8: Waste set 1 1/4" (Produkto nr. 28910000)
- 8.1: Plug (Produkto nr. 07182000)
- 8.2: Eccentric rod (Produkto nr. 07052000)
- 9: Temperature limiter (Produkto nr. 46375000)*
- 10: Socket spanner (Produkto nr. 19332000)*
- 11: Mounting wrench (Produkto nr. 19017000)*
- 12: Eccentric rod (Produkto nr. 07341000)*

* pasirenkami priedai