
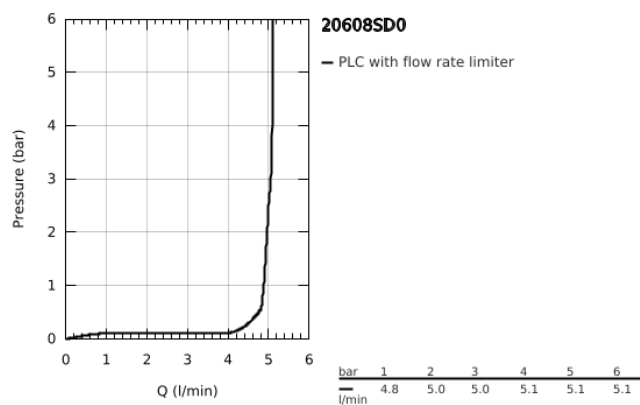


20 608 SD0 ALLURE BRILLIANT ICON 3D 3-HOLE WALL-MOUNT BASIN MIXER

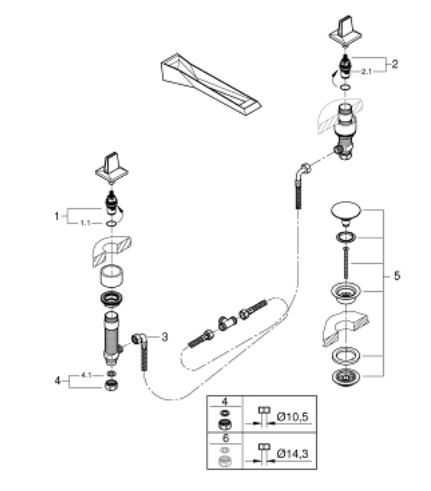


PRODUKTO APRAŠYMAS

- Spalva: stainless steel
- GROHE Water Saving 5.0 l/min. flow limiter
- spout with integrated mousseur
- red and blue markings on handles for hot and cold water
- valves hot/cold with ceramic headparts
- pressure-proof, flexible connection hoses between spout and side valves
- projection 256 mm
- technical data
- flow pressure min 0.5 bar
- recommended pressure 1.0 - 5.0 bar
- if static pressure is more than 5 bar fit pressure reducer
- avoid major pressure differences between cold and hot water supply
- flow rate at 3 bar flow pressure: approx. 5 l/min
- max. temperature hot water inlet: 80°C
- recommended temperature hot water inlet (energy saving): 60°C



20 608 SD0 ALLURE BRILLIANT ICON 3D 3-HOLE WALL-MOUNT BASIN MIXER



ATSARGINĖS DALYS , rugsėjo 2018 – dabar

1: Ceramic headpart, 1/2" (Produkto nr. 45882000)

1.1: O-ring Ø 18.2 x Ø 1.7 (Produkto nr. 0392400M)

2: Ceramic headpart, 1/2" (Produkto nr. 45883000)

2.1: O-ring Ø 18.2 x Ø 1.7 (Produkto nr. 0392400M)

3: Flexible connection hose (Produkto nr. 45704000)

4: Coupling nut 1/2" (Produkto nr. 1290100M)

4.1: Fibre seal Ø 18,5 x Ø 12 x 2 (Produkto nr. 0138900M)

5: Waste set with push-open plug (Produkto nr. 65807000)

6: Coupling nut 1/2" x 14.5 mm (Produkto nr. 1290200M)*

* pasirenkami priedai